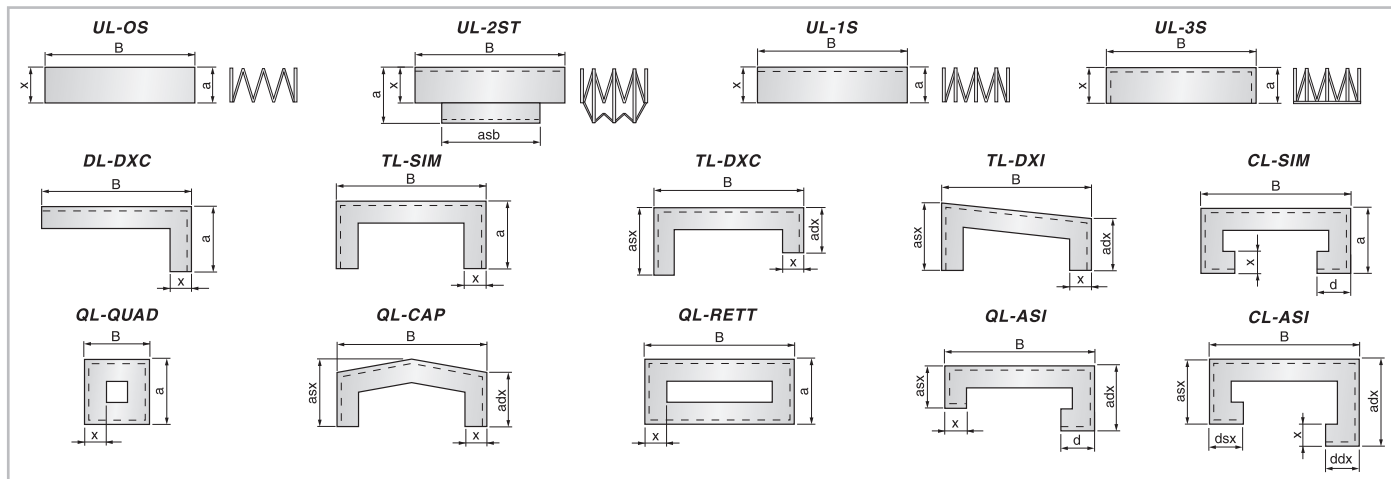


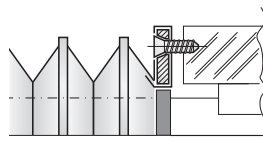
Shapes



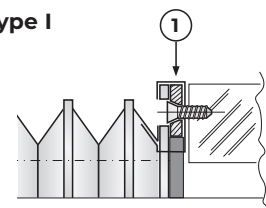
Flange Fastening Systems

- Fixing flange **Type A**: Flange covered by bellow fabric (without last support)
- Fixing flange **Type I**: Painted flange, fixed to last bellow support
- Solution with sheet steel, aluminium or PVC flange
- Shape and holes per customer drawings

Type A



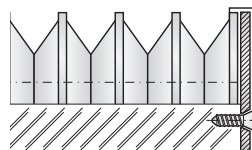
Type I



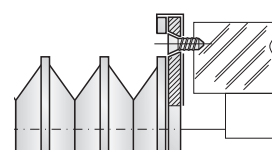
1 = Flange

- Fixing flange **Type B1**: Solution with connector flange protruding inside from the cover profile
- Fixing flange **Type B2**: Solution with connector flange protruding outside from the cover profile
- Solution with sheet steel, aluminum or PVC flange
- Shape and holes per customer drawings

Type B1

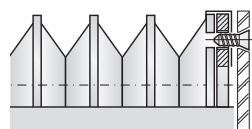


Type B2



- Painted flange, fixed to last bellow support with threaded bores
- Solution with sheet steel flange
- Shape and holes per customer drawings
- Threaded flange holes

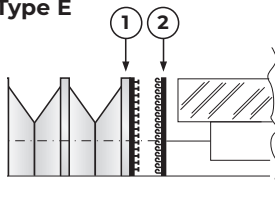
Type C



- Solution with rapid VELCRO connection.
- A PVC support acts as a flange, with VELCRO strips applied to the stiffener and directly to the machine.
- This solution offers:
 - Rapid application and removal of the cover
 - Low cost

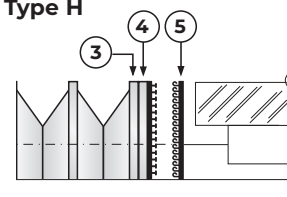
Recommended for dry work environments

Type E



1 = PVC cover stiffener
2 = Strip of Velcro applied to the machine

Type H

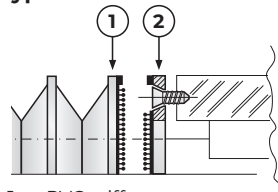


3 = PVC stiffener
4 = Flange
5 = Strip of Velcro applied to the machine

- Solution with STRONG HOLD rapid connection.
- Solution with sheet steel, aluminum or PVC flange. Shape and holes per customer drawings.
- This solution offers:
 - Rapid application and removal of the cover
 - Foam gasket strip provides a tight seal around the connection.

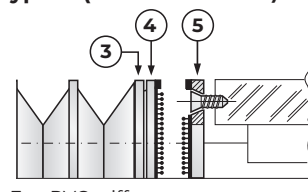
Recommended for wet work environments

Type F



1 = PVC stiffener
2 = Flange

Type G (Entire fold in PVC)



3 = PVC stiffener
4 = Flange
5 = Counterflange



QUESTIONNAIRE FOR THERMIC-WELDED COVERS

Reproduction of this page is strictly prohibited. P.E.I. srl reserves the right to modify data, drawings and dimensions contained in this catalog without prior notice.

<p>Type of machine on which the COVERS are to be installed:</p> <ul style="list-style-type: none"> <input type="checkbox"/> METAL working machine <input type="checkbox"/> MARBLE working machine <input type="checkbox"/> GOLD working machine <input type="checkbox"/> PAPER working machine <input type="checkbox"/> FABRIC working machine <input type="checkbox"/> GLASS working machine <input type="checkbox"/> FOOD processing machine <input type="checkbox"/> PHARMACEUTICAL processing machine <input type="checkbox"/> AGRICULTURAL processing machine <input type="checkbox"/> TANNING machinery <input type="checkbox"/> CLAY working machine <input type="checkbox"/> WOOD working machine <input type="checkbox"/> Other 	<p>Type of material falling on the bellow:</p> <ul style="list-style-type: none"> <input type="checkbox"/> Steel shavings <input type="checkbox"/> Cast iron shavings <input type="checkbox"/> Brass shavings <input type="checkbox"/> Aluminum shavings <input type="checkbox"/> Wood shavings <input type="checkbox"/> Grinding swarf <input type="checkbox"/> Welding splatter <input type="checkbox"/> Ambient dust <input type="checkbox"/> Other..... <p>Liquids to which the bellow will be exposed:</p> <ul style="list-style-type: none"> <input type="checkbox"/> Water steam <input type="checkbox"/> Coolants/Oils <input type="checkbox"/> Oils with a viscosity of ISO..... <input type="checkbox"/> Other..... 	<p>Amount of material falling on the bellow:Kg</p> <p>Temperature of material falling on the bellow:°C</p> <p>Temperature of work area:.....°C</p> <p>Max. rapid travel speed: m/min.</p> <p>Max. acceleration:..... g</p> <p>Max. working motions per hour:.....</p> <p>Max. daily working hours:</p>
--	--	---

<p>Type of bellow:</p> <p>Working position:</p> <p>Cover shape:</p> <p>TEMAT fabric material:</p> <p>Stiffener material:</p> <p>Flange material:</p> <p>Lamination material:</p> <p>Flange 1 connection system</p> <p>Flange 2 connection system:</p>	<p><input type="checkbox"/> Thermic-Welded <input type="checkbox"/> Thermic-Welded with fixed laminations <input type="checkbox"/> Thermic-Welded with flexible</p> <p><input type="checkbox"/> Horizontal <input type="checkbox"/> Vertical <input type="checkbox"/> Frontal</p> <p><input type="checkbox"/> UL-OS <input type="checkbox"/> UL-3S <input type="checkbox"/> TL-DXC <input type="checkbox"/> QL-CAP</p> <p><input type="checkbox"/> UL-1S <input type="checkbox"/> DL-DXC <input type="checkbox"/> TL-DXI <input type="checkbox"/> QL-RETT <input type="checkbox"/> CL-SIM</p> <p><input type="checkbox"/> UL-2ST <input type="checkbox"/> TL-SIM <input type="checkbox"/> QL-QUAD <input type="checkbox"/> QL-ASI <input type="checkbox"/> CL-ASI</p> <p><input type="checkbox"/> 106 <input type="checkbox"/> 015 <input type="checkbox"/> 151 <input type="checkbox"/> 164 <input type="checkbox"/> 165 <input type="checkbox"/> 169 <input type="checkbox"/> 017 <input type="checkbox"/> 020</p> <p><input type="checkbox"/> PVC 0,5 <input type="checkbox"/> PVC 1,0 <input type="checkbox"/> PVC 1,5</p> <p><input type="checkbox"/> AL 2,0 <input type="checkbox"/> AL 3,0 <input type="checkbox"/> AC 2,0 <input type="checkbox"/> AC 3,0 <input type="checkbox"/> AC 4,0</p> <p><input type="checkbox"/> PVC 2,0 <input type="checkbox"/> PVC 3,0 <input type="checkbox"/> INOX</p> <p><input type="checkbox"/> AL <input type="checkbox"/> INOX</p> <p><input type="checkbox"/> A <input type="checkbox"/> B1 <input type="checkbox"/> B2 <input type="checkbox"/> C <input type="checkbox"/> E <input type="checkbox"/> F <input type="checkbox"/> G <input type="checkbox"/> H <input type="checkbox"/> I</p> <p><input type="checkbox"/> A <input type="checkbox"/> B1 <input type="checkbox"/> B2 <input type="checkbox"/> C <input type="checkbox"/> E <input type="checkbox"/> F <input type="checkbox"/> G <input type="checkbox"/> H <input type="checkbox"/> I</p>
--	--

P.A.= Open length mm

P.C.= Closed lengthmm

LC (Stroke)=..... mm

a= Outside height mm

B= Outside widthmm

x= Fold height mm

adx= Outside height, rt.mm

asx= Outside height, lt.mm

d= Returnmm

ddx= Rt. return.....mm

dsx= Lt. return.....mm

asb= Overall drive dimensions mm

L= Lamination heightmm

Z= Overall lamination dimensionsmm

Company name


Ph.:..... **E-mail:**.....

Quantity.....

Annual demand.....

Date.....

Notes.....



NOTE: The data fields and/or tables marked by are the least ones to be filled in order to give you a quotation. Please send an e-mail to info@pei.it or a fax to +39 051 6464840.